

Signify Classified - Internal
Cooper Lighting Solutions Photometric Lab
1121 Highway 74 South
Peachtree City, GA 30269



Scaled data based on original data using
LM-79-08 Approved Method: Electrical and Photometric Measurements of Solid-
State Lighting Products

Test Report Prepared for
Cooper Lighting Solutions
(formerly Eaton)

Brand: INVUE

Report Number: P868649

Luminaire Tested: **EMM2-HTN-SA1B-750-U-T4W-HSS**

Issue Date: 08/22/2024



Test Information

Test Method: LM-79-08
Report Number: P868649
Test Lab: INNOVATION CENTER(G3)
Issue Date: 08/22/2024
Manufacturer: COOPER LIGHTING SOLUTIONS (FORMERLY EATON)
Product Line: INVUE
Catalog Number: EMM2-HTN-SA1B-750-U-T4W-HSS
Description: EPIC MODERN TALL HOUSING DISCRETE LED ARRAYS 60W 70CRI 5000K
FIXTURE w/ TYPE IV WIDE DISTRIBUTION OPTIC AND HOUSE SIDE SHIELD
Light Source: (10) 5000K CCT, 70 CRI LEDs
Ballast/Driver: ELECTRONIC DRIVER

Summary

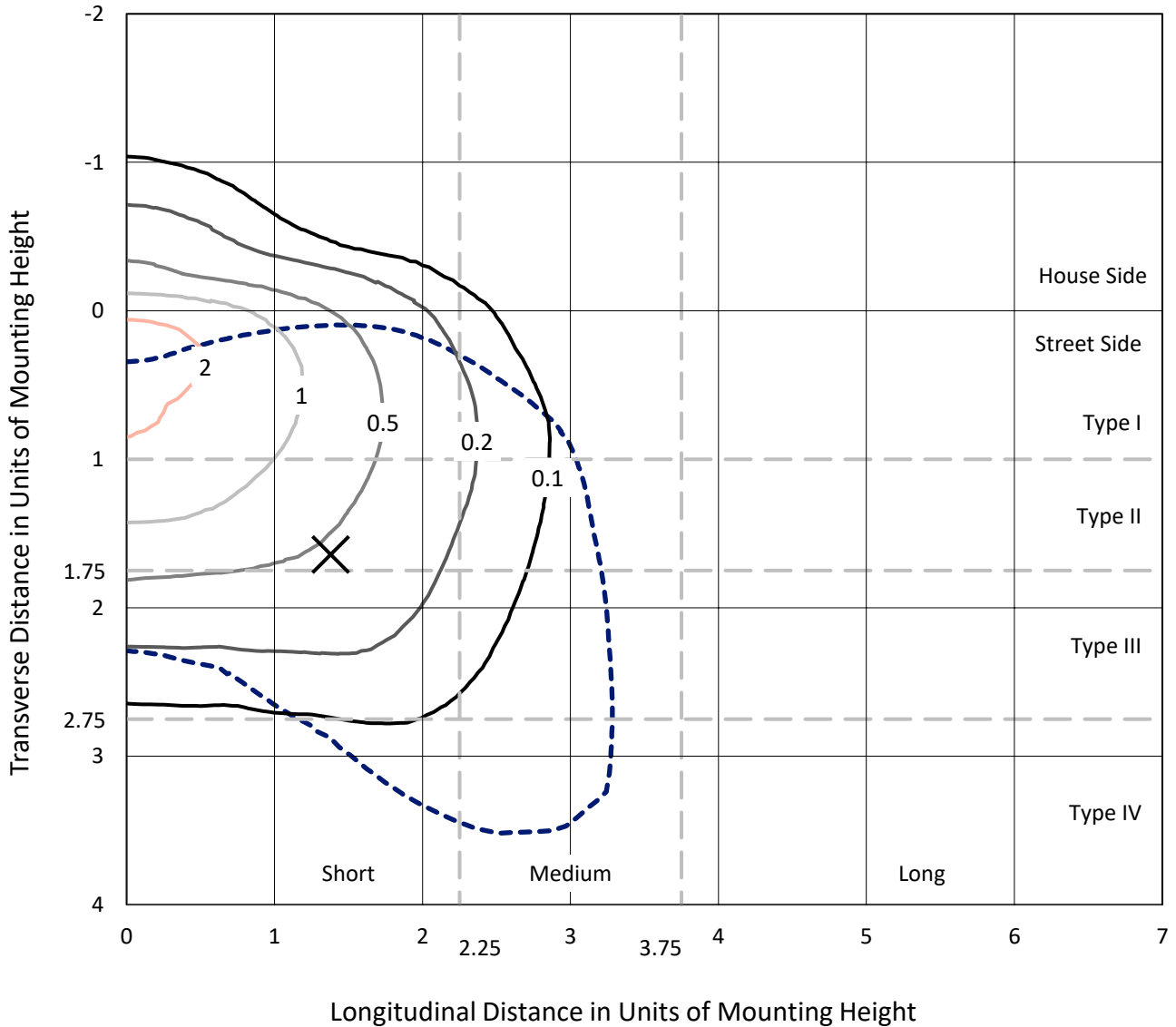
Lumens per Lamp: N/A
Luminaire Lumens: 4366.7 lumens
Efficiency: N/A
Efficacy: 99.2 lumens/watt
Luminous Opening: Rectangular (W 0.33' x L: 0.33' x H: 0')
IES Classification: Type IV - Short
BUG Rating: B1 - U0 - G1

Input Watts (W): 44
Input Voltage (V): 120
Input Current (A_{in}): NR
Voltage Rise (V): NR
Power Factor: 0.99
Total Harmonic Distortion (THDi): 6.91%
Frequency (hertz): 60
Stabilization Time: NR
Operation Time: NR
Ambient Temperature (°C): NR
Test Distance: 24 FT

REPORT NUMBER: P868649
 CATALOG NUMBER: EMM2-HTN-SA1B-750-U-T4W-HSS

Iso-Footcandle Lines of Horizontal Illumination

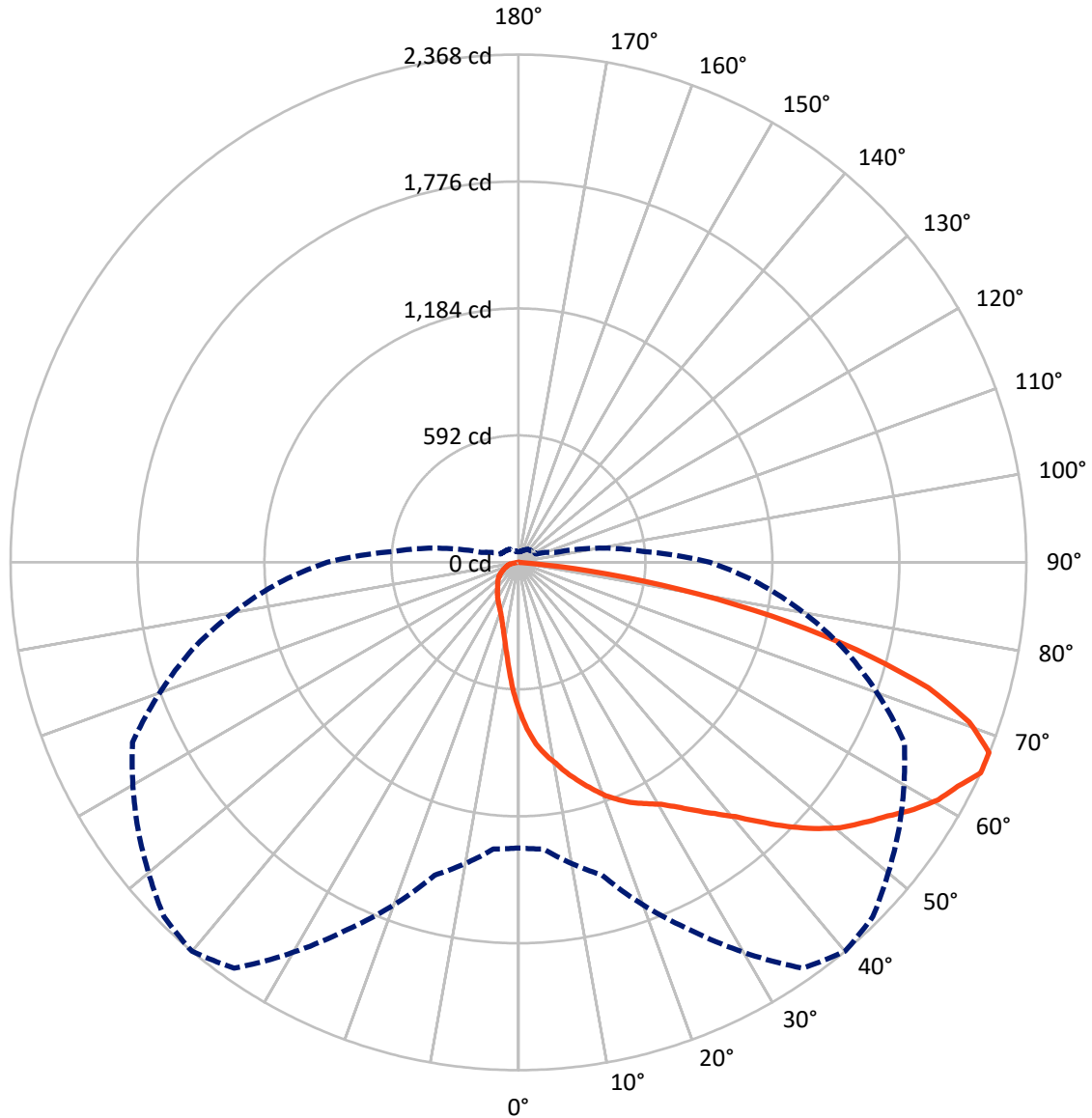
× Max cd
 - - - 1/2 Max cd



Based on 20 foot mounting height. Maximum calculated value = 2.5 fc
 Type IV - Short - N/A

REPORT NUMBER: P868649
CATALOG NUMBER: EMM2-HTN-SA1B-750-U-T4W-HSS

Luminous Intensity Polar Plot



— Vertical Plane Through 40-Deg Lateral - - - Horizontal Cone Through 65-Deg Vertical

REPORT NUMBER: P868649

CATALOG NUMBER: EMM2-HTN-SA1B-750-U-T4W-HSS

FLUX DISTRIBUTION:

		Downward	Upward	Total
House Side	Lumens	522.8	0.0	522.8
	% Fixture	12.0	0.0	12.0
Street Side	Lumens	3843.9	0.0	3843.9
	% Fixture	88.0	0.0	88.0
Total	Lumens	4366.7	0.0	4366.7
	% Fixture	100.0	0.0	100.0

Coefficient of Utilization

ZONAL LUMENS:

Zone	Lumens	% Fixture
0°-10°	65.0	1.5
10°-20°	195.4	4.5
20°-30°	336.1	7.7
30°-40°	508.0	11.6
40°-50°	742.9	17.0
50°-60°	948.8	21.7
60°-70°	946.9	21.7
70°-80°	555.3	12.7
80°-90°	68.4	1.6
90°-100°	0.0	0.0
100°-110°	0.0	0.0
110°-120°	0.0	0.0
120°-130°	0.0	0.0
130°-140°	0.0	0.0
140°-150°	0.0	0.0
150°-160°	0.0	0.0
160°-170°	0.0	0.0
170°-180°	0.0	0.0
0°-90°	4366.7	100.0
0°-180°	4366.7	100.0



REPORT NUMBER: P868649

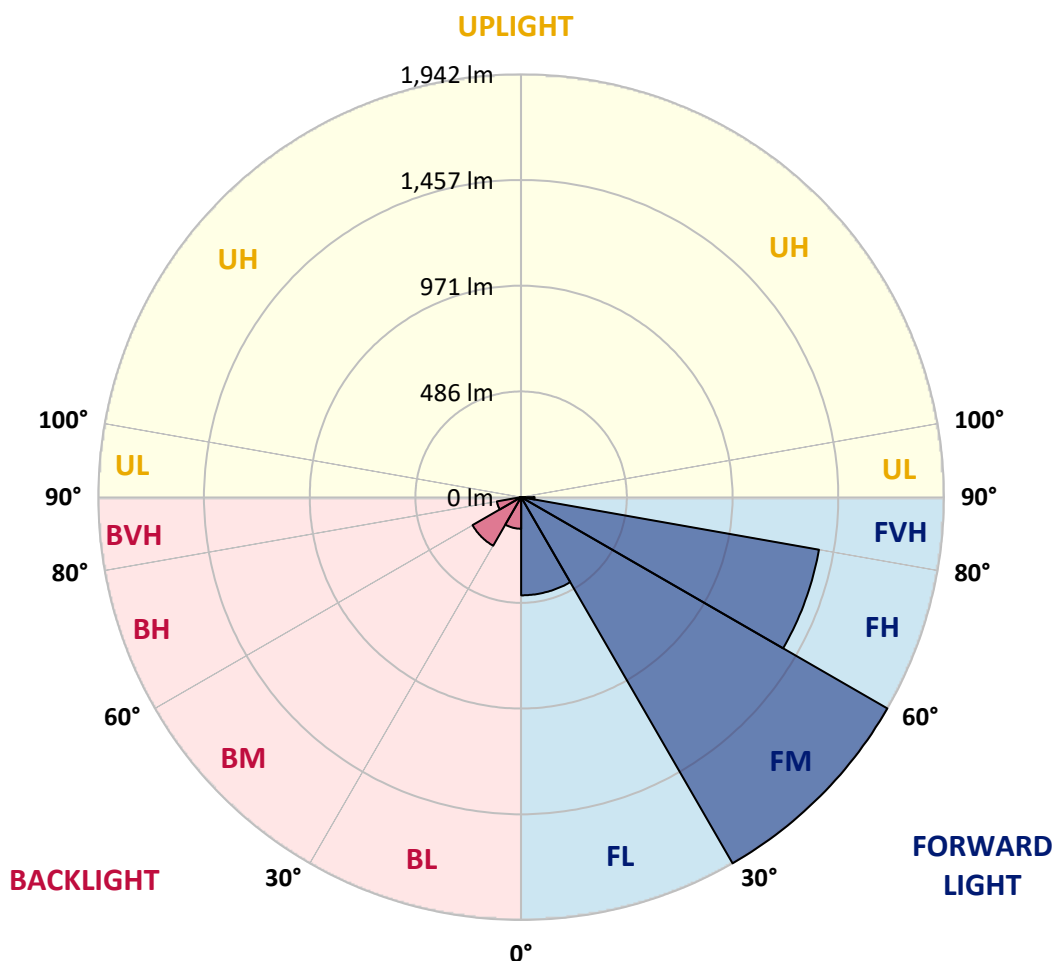
CATALOG NUMBER: EMM2-HTN-SA1B-750-U-T4W-HSS

LUMINAIRE CLASSIFICATION SYSTEM LUMEN TABLE AND BUG RATING:

Zone	Lumens	% Fixture	Zone Rating/Lumen Limit		
			B	U	G
FL (0°-30°)	451.0	10.3			
FM (30°-60°)	1942.1	44.5			
FH (60°-80°)	1389.0	31.8			G1/1800
FVH (80°-90°)	61.8	1.4			G1/100
BL (0°-30°)	145.4	3.3	B1/500		
BM (30°-60°)	257.6	5.9	B1/1000		
BH (60°-80°)	113.2	2.6	B1/500		G1/500
BVH (80°-90°)	6.6	0.2			G0/10
UL (90°-100°)	0.0	0.0		U0/0	
UH (100°-180°)	0.0	0.0		U0/0	

BUG Rating: B1-U0-G1

Type IV Short





REPORT NUMBER: P868649

CATALOG NUMBER: EMM2-HTN-SA1B-750-U-T4W-HSS

CANDELA DISTRIBUTION (FULL):

	0°	5°	15°	25°	35°	40°	45°	55°	65°	75°	85°
0°	694.1	694.1	694.1	694.1	694.1	694.1	694.1	694.1	694.1	694.1	694.1
2.5°	809.8	806.1	798.7	792.6	784.0	776.6	769.2	755.7	738.4	723.7	705.2
5°	889.8	883.6	878.7	871.3	856.6	850.4	845.5	817.2	787.6	756.9	716.3
7.5°	946.4	951.3	941.5	930.4	912.0	904.6	897.2	868.9	832.0	787.6	729.8
10°	1011.6	1012.9	1000.6	987.0	967.3	952.6	942.7	908.3	867.6	818.4	744.6
12.5°	1074.4	1074.4	1067.0	1047.3	1021.5	1007.9	990.7	951.3	902.1	844.3	761.8
15°	1124.9	1127.3	1121.2	1106.4	1078.1	1059.6	1042.4	996.9	934.1	873.8	775.3
17.5°	1170.4	1169.2	1165.5	1151.9	1124.9	1110.1	1092.9	1042.4	971.0	897.2	796.3
20°	1201.2	1201.2	1199.9	1192.6	1172.9	1161.8	1140.9	1087.9	1011.6	931.6	818.4
22.5°	1224.5	1223.3	1223.3	1224.5	1213.5	1202.4	1193.8	1140.9	1053.5	961.2	840.6
25°	1244.2	1243.0	1246.7	1249.2	1244.2	1241.8	1231.9	1191.3	1105.2	995.6	862.7
27.5°	1270.1	1273.8	1272.5	1272.5	1271.3	1273.8	1272.5	1238.1	1155.6	1032.6	886.1
30°	1310.7	1316.9	1313.2	1308.2	1308.2	1309.5	1315.6	1293.5	1214.7	1078.1	912.0
32.5°	1405.5	1399.3	1373.5	1356.2	1358.7	1359.9	1366.1	1353.8	1273.8	1129.8	939.0
35°	1513.8	1506.4	1478.1	1438.7	1425.2	1420.2	1419.0	1411.6	1337.8	1185.2	971.0
37.5°	1654.1	1656.5	1614.7	1558.1	1517.5	1486.7	1480.5	1464.5	1393.2	1235.6	1004.3
40°	1796.8	1787.0	1751.3	1695.9	1615.9	1559.3	1540.8	1518.7	1455.9	1288.5	1036.3
42.5°	1934.7	1916.2	1869.4	1809.1	1715.6	1654.1	1612.2	1583.9	1513.8	1346.4	1067.0
45°	2114.3	2061.4	1977.7	1923.6	1806.7	1756.2	1718.1	1655.3	1582.7	1404.2	1103.9
47.5°	2255.9	2153.7	2077.4	2054.0	1901.4	1854.7	1820.2	1732.8	1652.8	1469.5	1142.1
50°	2230.0	2167.3	2148.8	2127.9	1972.8	1944.5	1912.5	1821.4	1724.2	1538.4	1179.0
52.5°	2163.6	2171.0	2194.3	2158.7	2035.6	2015.9	1995.0	1916.2	1795.6	1595.0	1212.2
55°	2110.7	2125.4	2188.2	2177.1	2110.7	2088.5	2073.7	2009.7	1864.5	1646.7	1240.5
57.5°	2014.7	2002.4	2081.1	2209.1	2190.7	2173.4	2158.7	2108.2	1934.7	1683.6	1259.0
60°	1863.3	1817.7	1923.6	2169.7	2246.0	2248.5	2239.9	2182.0	1991.3	1683.6	1249.2
62.5°	1650.4	1607.3	1737.8	2038.0	2275.6	2299.0	2294.0	2207.9	2015.9	1646.7	1211.0
65°	1331.6	1341.5	1510.1	1889.1	2310.0	2367.9	2337.1	2166.0	1985.1	1575.3	1124.9
67.5°	1063.3	1092.9	1244.2	1695.9	2294.0	2366.6	2323.6	2047.9	1853.4	1475.6	993.2
70°	839.3	859.0	984.6	1435.0	2153.7	2230.0	2175.9	1867.0	1630.7	1321.8	825.8
72.5°	656.0	674.4	781.5	1148.2	1910.1	1998.7	1931.0	1623.3	1352.5	1121.2	656.0
75°	498.4	512.0	592.0	884.9	1521.1	1631.9	1582.7	1299.6	1055.9	887.3	502.1
77.5°	321.2	339.7	429.5	620.3	1074.4	1207.3	1213.5	971.0	759.3	641.2	369.2
80°	212.9	220.3	275.7	403.7	660.9	764.3	800.0	656.0	484.9	408.6	265.8
82.5°	88.6	98.5	131.7	203.1	331.1	332.3	380.3	276.9	196.9	173.5	112.0
85°	2.5	4.9	3.7	9.8	8.6	13.5	16.0	22.2	16.0	17.2	17.2
87.5°	0.0	0.0	1.2	1.2	2.5	2.5	2.5	2.5	2.5	3.7	2.5
90°	0.0	0.0	0.0	0.0	0.0	0.0	0.0	0.0	0.0	0.0	0.0



REPORT NUMBER: P868649

CATALOG NUMBER: EMM2-HTN-SA1B-750-U-T4W-HSS

CANDELA DISTRIBUTION (continued):

	90°	95°	105°	115°	125°	135°	145°	155°	165°	175°	180°
0°	694.1	694.1	694.1	694.1	694.1	694.1	694.1	694.1	694.1	694.1	694.1
2.5°	696.6	685.5	663.3	646.1	627.7	614.1	601.8	588.3	579.7	580.9	572.3
5°	696.6	675.7	631.4	592.0	556.3	530.4	502.1	480.0	464.0	461.5	468.9
7.5°	700.3	665.8	599.4	540.3	491.1	450.4	420.9	398.7	387.7	380.3	379.1
10°	704.0	658.4	569.8	494.7	433.2	388.9	363.1	338.4	326.1	324.9	321.2
12.5°	706.4	649.8	542.7	449.2	385.2	343.4	317.5	297.8	288.0	288.0	286.8
15°	715.0	647.3	514.4	414.7	348.3	307.7	285.5	269.5	263.4	259.7	258.4
17.5°	722.4	642.4	489.8	380.3	315.1	279.4	258.4	247.4	241.2	238.8	237.5
20°	733.5	640.0	466.4	352.0	290.4	256.0	240.0	230.1	226.4	224.0	224.0
22.5°	744.6	637.5	443.1	327.4	269.5	238.8	224.0	215.4	211.7	210.5	209.2
25°	758.1	636.3	423.4	306.4	251.1	225.2	211.7	204.3	199.4	196.9	196.9
27.5°	771.7	637.5	403.7	285.5	235.1	212.9	199.4	190.8	187.1	182.1	183.4
30°	790.1	638.7	387.7	268.3	221.5	200.6	188.3	177.2	172.3	169.8	169.8
32.5°	808.6	643.7	371.7	252.3	208.0	190.8	176.0	166.1	160.0	158.8	157.5
35°	828.3	647.3	356.9	238.8	196.9	179.7	164.9	155.1	150.1	148.9	148.9
37.5°	850.4	653.5	345.8	226.4	185.8	168.6	155.1	145.2	141.5	140.3	140.3
40°	873.8	663.3	337.2	215.4	177.2	158.8	146.5	137.8	135.4	134.1	134.1
42.5°	897.2	672.0	329.8	206.8	168.6	150.1	140.3	131.7	128.0	128.0	128.0
45°	919.3	678.1	322.4	198.1	160.0	144.0	132.9	125.5	121.8	121.8	121.8
47.5°	939.0	684.3	311.4	189.5	151.4	135.4	126.8	119.4	115.7	115.7	115.7
50°	959.9	688.0	299.1	178.5	142.8	129.2	120.6	112.0	109.5	108.3	108.3
52.5°	977.2	688.0	283.1	167.4	132.9	120.6	113.2	105.8	102.1	99.7	99.7
55°	989.5	688.0	265.8	153.8	123.1	113.2	105.8	98.5	93.5	89.8	89.8
57.5°	996.9	684.3	246.1	137.8	113.2	103.4	98.5	89.8	80.0	72.6	70.2
60°	990.7	673.2	225.2	120.6	102.1	94.8	91.1	80.0	66.5	62.8	62.8
62.5°	964.9	647.3	204.3	105.8	93.5	86.1	82.5	70.2	60.3	56.6	56.6
65°	892.3	584.6	178.5	92.3	83.7	78.8	73.8	62.8	54.2	49.2	49.2
67.5°	786.4	504.6	148.9	81.2	75.1	71.4	67.7	56.6	48.0	43.1	43.1
70°	637.5	407.4	126.8	71.4	66.5	64.0	60.3	51.7	41.8	38.2	38.2
72.5°	500.9	320.0	105.8	64.0	61.5	56.6	54.2	45.5	38.2	34.5	34.5
75°	372.9	238.8	93.5	56.6	56.6	50.5	49.2	40.6	33.2	30.8	30.8
77.5°	274.4	177.2	81.2	49.2	49.2	44.3	41.8	35.7	30.8	28.3	28.3
80°	185.8	120.6	60.3	36.9	36.9	35.7	33.2	30.8	25.8	23.4	22.2
82.5°	78.8	50.5	29.5	18.5	17.2	13.5	11.1	8.6	8.6	7.4	7.4
85°	13.5	6.2	6.2	4.9	3.7	3.7	3.7	2.5	2.5	2.5	2.5
87.5°	2.5	2.5	2.5	2.5	2.5	2.5	1.2	1.2	1.2	1.2	1.2
90°	0.0	0.0	0.0	0.0	0.0	0.0	0.0	0.0	0.0	0.0	0.0

LM-79-2019: Approved Method: Electrical and Photometric Measurements of Solid-State Lighting Products

Report Prepared for

Cooper Lighting Solutions

Streetworks

Report Number: SP1-2407-157-6

Test Date: 08/07/2024

Luminaire Tested: MEM2-HTN-SA-40-750-U-5WQ-2

Data in this report applies to families of products including MEM2-HTN-SA-40-750-U-5WQ-2

Test Information

Test Method: LM-79-2019
 Report Number: SP1-2407-157-6
 Test Lab: COOPER LIGHTING SOLUTIONS
 Photometer: SP1 - 76IN SPHERE
 Measurement Geometry: 4π
 Issue Date: 08/20/2024
 Manufacturer: COOPER LIGHTING SOLUTIONS
 Product Line: Streetworks
 Catalog Number: **MEM2-HTN-SA-40-750-U-5WQ-2**
 Description: Epic Modern Light Square 40W 5WQ Optic and Flare Trim

Spectral Parameters

CCT (K): 5094
 CIE u': 0.2082
 CIE v': 0.4867
 Duv: 0.0032
 CIE x: 0.3430
 CIE y: 0.3564
 CIE z: 0.3006
 Peak Wavelength (nm): 451
 Dominant Wavelength (nm): 568
 Purity: 9.86439
 Rf: 73.7
 Rg: 93

CRI (Ra):	72.0		
R1:	68.6	R9:	-39.6
R2:	78.1	R10:	47.6
R3:	84.6	R11:	68.2
R4:	71.6	R12:	41.4
R5:	69.6	R13:	70.4
R6:	69.4	R14:	91.4
R7:	80.9	R15:	61.4
R8:	53.1		



Test Conditions

Stabilization Time: 20M
 Operation Time: 1H 20M
 Sphere Temperature (°C): 24.2

REPORT NUMBER: SP1-2407-157-6

Measurement and Test Equipment			
Instrument	Identification Number	Calibration Date	Calibration Due Date
Photometer	IN0058	6/18/2024	12/18/2024
Power Meter	INXT2011004	2/8/2024	2/8/2025
AC Power Source	IN0063	10/24/2023	10/24/2024
DC Power Source	IN0208	10/24/2023	10/24/2024
Sphere Thermometer	IN0085	10/24/2023	10/24/2024
Room Thermometer	IN0046	10/24/2023	10/24/2024

REPORT NUMBER: SP1-2407-157-6

CIE 1931 Chromaticity Diagram



CIE 1931 Chromaticity Diagram with 2017 ANSI 7-Step and 4-Step Quadrangles



Point lies inside the ANSI 5000K 4-step quadrangle

REPORT NUMBER: SP1-2407-157-6

Photopic Flux vs. Wavelength



Photopic Lumens: NR

λ (nm)	Power W [^] /nm	Lumens (φ/nm)	λ (nm)	Power W [^] /nm	Lumens (φ/nm)	λ (nm)	Power W [^] /nm	Lumens (φ/nm)	λ (nm)	Power W [^] /nm	Lumens (φ/nm)	λ (nm)	Power W [^] /nm	Lumens (φ/nm)
360	0	NR	490	114	NR	620	361	NR	750	9	NR	880	0	NR
365	0	NR	495	145	NR	625	326	NR	755	8	NR	885	0	NR
370	0	NR	500	197	NR	630	294	NR	760	7	NR	890	0	NR
375	0	NR	505	259	NR	635	261	NR	765	6	NR	895	0	NR
380	0	NR	510	319	NR	640	232	NR	770	5	NR	900	0	NR
385	0	NR	515	373	NR	645	204	NR	775	4	NR	905	0	NR
390	0	NR	520	414	NR	650	179	NR	780	4	NR	910	0	NR
395	1	NR	525	445	NR	655	157	NR	785	3	NR	915	0	NR
400	3	NR	530	465	NR	660	136	NR	790	3	NR	920	0	NR
405	5	NR	535	482	NR	665	118	NR	795	2	NR	925	0	NR
410	9	NR	540	493	NR	670	102	NR	800	2	NR	930	0	NR
415	18	NR	545	505	NR	675	87	NR	805	2	NR	935	0	NR
420	36	NR	550	515	NR	680	75	NR	810	2	NR	940	0	NR
425	72	NR	555	527	NR	685	65	NR	815	1	NR	945	0	NR
430	134	NR	560	540	NR	690	56	NR	820	1	NR	950	0	NR
435	242	NR	565	550	NR	695	48	NR	825	1	NR	955	0	NR
440	407	NR	570	557	NR	700	41	NR	830	1	NR	960	0	NR
445	684	NR	575	561	NR	705	35	NR	835	1	NR	965	0	NR
450	988	NR	580	559	NR	710	30	NR	840	1	NR	970	0	NR
455	828	NR	585	551	NR	715	26	NR	845	1	NR	975	0	NR
460	473	NR	590	537	NR	720	22	NR	850	1	NR	980	0	NR
465	333	NR	595	516	NR	725	19	NR	855	0	NR	985	0	NR
470	232	NR	600	491	NR	730	16	NR	860	0	NR	990	0	NR
475	146	NR	605	461	NR	735	14	NR	865	0	NR	995	0	NR
480	113	NR	610	429	NR	740	12	NR	870	0	NR	1000	0	NR
485	106	NR	615	395	NR	745	10	NR	875	0	NR			

REPORT NUMBER: SP1-2407-157-6

Scotopic Flux vs. Wavelength



Scotopic Lumens: NR

S/P: 1.81

λ (nm)	Power W [^] /nm	Lumens (φ/nm)	λ (nm)	Power W [^] /nm	Lumens (φ/nm)	λ (nm)	Power W [^] /nm	Lumens (φ/nm)	λ (nm)	Power W [^] /nm	Lumens (φ/nm)	λ (nm)	Power W [^] /nm	Lumens (φ/nm)
360	0	NR	490	114	NR	620	361	NR	750	9	NR	880	0	NR
365	0	NR	495	145	NR	625	326	NR	755	8	NR	885	0	NR
370	0	NR	500	197	NR	630	294	NR	760	7	NR	890	0	NR
375	0	NR	505	259	NR	635	261	NR	765	6	NR	895	0	NR
380	0	NR	510	319	NR	640	232	NR	770	5	NR	900	0	NR
385	0	NR	515	373	NR	645	204	NR	775	4	NR	905	0	NR
390	0	NR	520	414	NR	650	179	NR	780	4	NR	910	0	NR
395	1	NR	525	445	NR	655	157	NR	785	3	NR	915	0	NR
400	3	NR	530	465	NR	660	136	NR	790	3	NR	920	0	NR
405	5	NR	535	482	NR	665	118	NR	795	2	NR	925	0	NR
410	9	NR	540	493	NR	670	102	NR	800	2	NR	930	0	NR
415	18	NR	545	505	NR	675	87	NR	805	2	NR	935	0	NR
420	36	NR	550	515	NR	680	75	NR	810	2	NR	940	0	NR
425	72	NR	555	527	NR	685	65	NR	815	1	NR	945	0	NR
430	134	NR	560	540	NR	690	56	NR	820	1	NR	950	0	NR
435	242	NR	565	550	NR	695	48	NR	825	1	NR	955	0	NR
440	407	NR	570	557	NR	700	41	NR	830	1	NR	960	0	NR
445	684	NR	575	561	NR	705	35	NR	835	1	NR	965	0	NR
450	988	NR	580	559	NR	710	30	NR	840	1	NR	970	0	NR
455	828	NR	585	551	NR	715	26	NR	845	1	NR	975	0	NR
460	473	NR	590	537	NR	720	22	NR	850	1	NR	980	0	NR
465	333	NR	595	516	NR	725	19	NR	855	0	NR	985	0	NR
470	232	NR	600	491	NR	730	16	NR	860	0	NR	990	0	NR
475	146	NR	605	461	NR	735	14	NR	865	0	NR	995	0	NR
480	113	NR	610	429	NR	740	12	NR	870	0	NR	1000	0	NR
485	106	NR	615	395	NR	745	10	NR	875	0	NR			

REPORT NUMBER: SP1-2407-157-6

Melanopic Flux vs. Wavelength



Melanopic Lumens: NR

M/P: 3.73

λ (nm)	Power W [^] /nm	Lumens (φ/nm)	λ (nm)	Power W [^] /nm	Lumens (φ/nm)	λ (nm)	Power W [^] /nm	Lumens (φ/nm)	λ (nm)	Power W [^] /nm	Lumens (φ/nm)	λ (nm)	Power W [^] /nm	Lumens (φ/nm)
360	0	NR	490	114	NR	620	361	NR	750	9	NR	880	0	NR
365	0	NR	495	145	NR	625	326	NR	755	8	NR	885	0	NR
370	0	NR	500	197	NR	630	294	NR	760	7	NR	890	0	NR
375	0	NR	505	259	NR	635	261	NR	765	6	NR	895	0	NR
380	0	NR	510	319	NR	640	232	NR	770	5	NR	900	0	NR
385	0	NR	515	373	NR	645	204	NR	775	4	NR	905	0	NR
390	0	NR	520	414	NR	650	179	NR	780	4	NR	910	0	NR
395	1	NR	525	445	NR	655	157	NR	785	3	NR	915	0	NR
400	3	NR	530	465	NR	660	136	NR	790	3	NR	920	0	NR
405	5	NR	535	482	NR	665	118	NR	795	2	NR	925	0	NR
410	9	NR	540	493	NR	670	102	NR	800	2	NR	930	0	NR
415	18	NR	545	505	NR	675	87	NR	805	2	NR	935	0	NR
420	36	NR	550	515	NR	680	75	NR	810	2	NR	940	0	NR
425	72	NR	555	527	NR	685	65	NR	815	1	NR	945	0	NR
430	134	NR	560	540	NR	690	56	NR	820	1	NR	950	0	NR
435	242	NR	565	550	NR	695	48	NR	825	1	NR	955	0	NR
440	407	NR	570	557	NR	700	41	NR	830	1	NR	960	0	NR
445	684	NR	575	561	NR	705	35	NR	835	1	NR	965	0	NR
450	988	NR	580	559	NR	710	30	NR	840	1	NR	970	0	NR
455	828	NR	585	551	NR	715	26	NR	845	1	NR	975	0	NR
460	473	NR	590	537	NR	720	22	NR	850	1	NR	980	0	NR
465	333	NR	595	516	NR	725	19	NR	855	0	NR	985	0	NR
470	232	NR	600	491	NR	730	16	NR	860	0	NR	990	0	NR
475	146	NR	605	461	NR	735	14	NR	865	0	NR	995	0	NR
480	113	NR	610	429	NR	740	12	NR	870	0	NR	1000	0	NR
485	106	NR	615	395	NR	745	10	NR	875	0	NR			

Summary

$R_f = 73.7$
 $R_g = 93$
 $CIE R_a = 72.0$
 $R_9 = -39.6$



Color Vector Graphics



Individual Sample Fidelity Index ($R_{f,i}$)

CES01 = 85	CES26 = 62	CES51 = 90	CES76 = 50
CES02 = 59	CES27 = 88	CES52 = 89	CES77 = 67
CES03 = 30	CES28 = 80	CES53 = 79	CES78 = 53
CES04 = 69	CES29 = 69	CES54 = 84	CES79 = 80
CES05 = 46	CES30 = 88	CES55 = 83	CES80 = 77
CES06 = 50	CES31 = 72	CES56 = 74	CES81 = 78
CES07 = 38	CES32 = 62	CES57 = 73	CES82 = 90
CES08 = 38	CES33 = 82	CES58 = 73	CES83 = 90
CES09 = 29	CES34 = 69	CES59 = 86	CES84 = 85
CES10 = 72	CES35 = 83	CES60 = 88	CES85 = 77
CES11 = 56	CES36 = 87	CES61 = 82	CES86 = 75
CES12 = 61	CES37 = 78	CES62 = 81	CES87 = 76
CES13 = 41	CES38 = 98	CES63 = 73	CES88 = 81
CES14 = 74	CES39 = 96	CES64 = 63	CES89 = 72
CES15 = 70	CES40 = 91	CES65 = 60	CES90 = 80
CES16 = 46	CES41 = 96	CES66 = 56	CES91 = 71
CES17 = 49	CES42 = 79	CES67 = 53	CES92 = 58
CES18 = 55	CES43 = 78	CES68 = 63	CES93 = 74
CES19 = 71	CES44 = 99	CES69 = 72	CES94 = 52
CES20 = 63	CES45 = 86	CES70 = 55	CES95 = 64
CES21 = 85	CES46 = 85	CES71 = 46	CES96 = 76
CES22 = 77	CES47 = 89	CES72 = 82	CES97 = 86
CES23 = 91	CES48 = 80	CES73 = 45	CES98 = 76
CES24 = 90	CES49 = 83	CES74 = 90	CES99 = 62
CES25 = 71	CES50 = 89	CES75 = 48	



Color Rendition by Hue-Angle Bin



Measure Comparisons



(END OF REPORT)